

**NASSAU COUNTY BRIDGE AUTHORITY  
BOARD MEETING OF SEPTEMBER 25, 2024  
AGENDA**

- |  |                              |
|--|------------------------------|
| 1. Agenda  | Page 1                       |
| 2. Call to Order   |                              |
| 3. Resolution of 08/21/24 <b>(Vote to Approve)</b>             | <a href="#">Page 2</a>       |
| 4. Minutes of the Meeting of 08/21/24 <b>(Vote to Approve)</b> | <a href="#">Page 3 - 8</a>   |
| 5. 2025 Operating & Capital Budget <b>(Vote to Approve)</b>    | <a href="#">Page 9 - 12</a>  |
| 6. Paid Vouchers - August 2024 <b>(Vote to Ratify)</b>         | <a href="#">Page 13 - 15</a> |
| 7. Accounting Consultant Report                                | <a href="#">Page 16 - 24</a> |
| a. Monthly Financials for July 2024                            |                              |
| 8. Monthly Traffic Statistics – July 2024                      | <a href="#">Page 25-28</a>   |
| 9. Overtime Listing – August 2024                              | <a href="#">Page 29</a>      |
| 10. Managers’ Report on Bridge Operations                      | Discussion                   |
| a. Variable Message Signs Project – Procurement                |                              |
| b. Variable Message Signs for Toll Booths - Project            |                              |
| c. Website: Drone photography                                  |                              |
| d. Barred vehicles / Credit Card readers                       | <a href="#">Page 30</a>      |
| e. Armored carrier update                                      |                              |
| f. NYCLASS Investments   |                              |
| g. LPR update  |                              |
| h. Bridge Lights project                                       |                              |
| i. In House Project Savings                                    | <a href="#">Page 31</a>      |
| 11. Engineering Report   | Discussion                   |
| a. Spare Parts Inventory                                       | <a href="#">Page 32</a>      |
| b. Bulkhead Project  |                              |
| c. Electrical Power Sources – Generator(s)                     |                              |
| d. Facility Survey   |                              |
| 12. Committee Updates  | Discussion                   |
| 13. Executive Session  | Discussion                   |
| a. Banking processes   |                              |

RESOLUTION

On motion by \_\_\_\_\_, seconded by \_\_\_\_\_

WHEREAS, Section 654(7) of the Public Authorities Law empowers the Commissioners "[t]o appoint officers, agents and employees, to prescribe their qualifications and to fix their compensation, subject, however, to the provisions of the Civil Service Law."

NOW, THEREFORE, be it resolved that all employees, officers and agents of the Nassau County Bridge Authority shall only be hired or appointed by formal resolution of the Board of Commissioners of the Nassau County Bridge Authority.

1 MINUTES OF THE MEETING OF THE  
2 NASSAU COUNTY BRIDGE AUTHORITY  
3 HELD ON AUGUST 21, 2024  
4 LAWRENCE, NEW YORK  
5

6 PRESENT: VINCENT PASQUA, CHAIRMAN  
7 MONICA MCGRATH, VICE CHAIRWOMAN  
8 ANTHONY LICATESI, COMMISSIONER  
9 ARNOLD PALLESCHI, COMMISSIONER  
10  
11

12 Chairman Pasqua called the meeting to order at 6:34 p.m.  
13 Upon a motion by Vice Chairwoman McGrath and seconded by  
14 Commissioner Palleschi and unanimously carried, the meeting  
15 was called to order.

16 ROLL CALL: Chairman Vincent Pasqua  
17 Vice Chairwoman Monica McGrath  
18 Commissioner Anthony Licatesi  
19 Commissioner Arnold Palleschi  
20

21 Upon a motion by Chairman Pasqua, seconded by Commissioner  
22 Palleschi and unanimously carried, the minutes of July 17,  
23 2024 were approved.

24 ROLL CALL: Chairman Vincent Pasqua  
25 Vice Chairwoman Monica McGrath  
Commissioner Anthony Licatesi  
Commissioner Arnold Palleschi

26 Upon a motion by Commissioner Palleschi, seconded by  
27 Commissioner Licatesi and unanimously carried, Commissioner  
28 Monica McGrath was nominated as Vice Chairwoman.

29 ROLL CALL: Chairman Vincent Pasqua  
30 Vice Chairwoman Monica McGrath  
31 Commissioner Anthony Licatesi  
32 Commissioner Arnold Palleschi

1 OPERATING & CAPITAL BUDGET BY KRISTEN MARSCH:

2 Operating revenue project to go up 7 percent from the fiscal  
3 year '24. EZ-Pass income, tag income, ATM and cash added  
4 in. Started using credit cards on July 26. It is a  
5 success. We are recouping lost revenue. The draft gets  
6 reported on the state's PARIS public authority system by  
7 9/30. So, we have about 30 days to ponder the numbers.

8 Revenue for first half of the year, from January to June,  
9 6.9 million of revenue. 7 percent increase is enough to  
10 cover expenses. Amount includes the first six months of the  
11 year. Best months are the seventh and eighth months.  
12 There's projected revenue in excess of expenses, but also a  
13 capital budget for the next several years.  
14 Hardesty put bulk and cleaning costs. That's a year old.  
15 Expenses will go up and bridge lighting, 200,000.

16 Need new survey of property. There was a survey done in  
17 1998. Capital project can change with the survey. Capital  
18 budget could change as a result of the survey.

19 Cost of message board versus rental of message board.  
20 Purchase, about \$35,000 each. Rental, about \$3,000 each.

21 Upon a motion by Chairwoman McGrath, seconded by  
22 Commissioner Palleschi and unanimously carried, the Board  
23 agreed to purchase message boards.

24 ROLL CALL: Chairman Vincent Pasqua  
25 Vice Chairwoman Monica McGrath  
Commissioner Anthony Licatesi  
Commissioner Arnold Palleschi

26 For the month of June, had 1.3 million of operating revenue.  
27 Last year was 953,000.

28 Overtime was down by almost 24 percent from last year.  
29 Operating expenses, 94,000 versus 74,000 last year. 24,000  
30 in preventative maintenance. Year-to-date revenue, 6.9  
31 million, up one and a half. Overall expenses, 3.2 million  
32 versus 2.7 million, up half a million in expenses.

33 \$5,000 a month for maintenance. There's extra cost. Staff  
34 of three, not full-time. End of summer MTA will have a more  
35 official budget number. Maintenance cost, \$5,000 a month,  
\$60,000 a year transaction cost.

1 In house project savings. Water meter and back flow  
2 installation, underground wiring. In-house costs are  
3 material costs and if there was overtime. Add into this  
4 landscaping.

5 Overtime six months, \$111,000. Last year for six months was  
6 \$150,00. Overtime for the year down 26 percent from last  
7 year.

8 Upon a motion by Vice Chairwoman McGrath, seconded by  
9 Commissioner Palleschi and unanimously carried, the Board  
10 voted to ratify the paid vouchers for July, 2024.

11 ROLL CALL: Chairman Vincent Pasqua  
12 Vice Chairwoman Monica McGrath  
13 Commissioner Anthony Licatesi  
14 Commissioner Arnold Palleschi

#### 15 ACCOUNTING CONSULTANTS REPORT:

16 Monthly financials for June, '24, up by 30 percent for the  
17 month of June, 43 percent. For the year, operations, 26.5,  
18 20.94 overall.

#### 19 Monthly Traffic Statistics, June, 2024:

20 EZ-Pass got over one million for the month of June, big  
21 increase. Cash was about 18 percent for the month. There  
22 was 575,000 people that went through for the month of June.  
23 From May 21 up to today, there was 1,789,000 people that  
24 went through for the summer so far. Year-to-date revenue,  
25 6.7 million versus 4.7 for June last year. 2.5 million  
passages from June to June. 1.7 was from May to present.

#### 26 Overtime Listing:

27 Overtime for the month for July was \$21,353. Total  
28 year-to-date was 132,000 versus 173,000 last year, down  
29 23 percent or \$40,000 for the year. The tolls were 30,000  
30 for the Sergeants, 32 000 for the full-time. Overall for  
31 the tolls is about 63,000 out of the 132,000.

#### 32 MANAGERS' REPORT ON BRIDGE OPERATIONS BY RAYMOND WEBB:

33 Had demo from the representative for the region, sent up  
34 from Maryland for the demo boards. Can be used for traffic  
35 management, traffic control, advertising, just about  
anything. Delivery within a few weeks. Installation will



1 be in-house, planting underneath.

2 Website: Drone photography. Had drone piloting. Took  
3 great photos of the structure and toll plaza, outdated now.  
4 EZ-Pass is in now, no purple on the website on the toll  
5 plaza. Lines were refreshed. Looking at FAA licensed drone  
6 photographer for a one shot deal. Need a properly licensed,  
7 basically some kind of a license to fly a drone for this  
8 type of purpose.

9 Armor carrier update. In the process of moving over from  
10 Brinks to Safe and Sound. They come on Tuesdays and  
11 Fridays.

12 NYCLASS Investments: Nassau County Treasurer to do the  
13 paperwork and open an account. Interest rate was around 5%.  
14 Still have time. It is a three month CD. We have two  
15 months.

16 LPR Update: Did all the procurement in the poles. It is  
17 the right pole for the job. Reason for the size, the  
18 smaller pole could be swayed by the wind and blow the  
19 cameras. That's why it is large, middle of September LPR  
20 capability.

21 Nassau County Radio Communication update, hurricane prep.  
22 Radios are here, programmed. P.D. wouldn't give their  
23 channels from the Police Commissioner, but have OEM and  
24 local capabilities, three ready to go. In the middle of  
25 hurricane season, we are prepping. County Executive sends  
this out and our own plan in place, ready to go, will  
partner up with the other agencies. Had emergency meeting  
in June. Will join that club now

Bridge Lights Project.

Ordered six unit packs from the company in Florida. It is  
in manufacturing, not here yet.

#### ENGINEERING REPORT BY ROBERT F. ESLINGER:

The spare parts inventory, H&H, working on that. They're  
mechanical electrical people. Still contacting  
manufacturers and getting prices for the parts. Some of the  
things have to be fabricated. There's additional steps of  
getting a fabricator involved. They have prices. They sent  
some information on that. Might have to procure a rack  
system.

Bulkhead Project. Will get together with staff and walk the  
site, possibly next week. Had his put a storm fence up for  
safety measures.

Upon a motion by Commissioner Palleschi and seconded by Vice  
Chairwoman McGrath and unanimously carried, the Board went  
into Executive Session at 8:01 p.m.

ROLL CALL: Chairman Vincent Pasqua

1 Vice Chairwoman Monica McGrath  
2 Commissioner Anthony Licatesi  
3 Commissioner Arnold Palleschi

4 Upon a motion by Commissioner Palleschi, seconded by  
5 Commissioner Licatesi, the Board exited Executive Session at  
6 8:25 p.m.

7 ROLL CALL: Chairman Vincent Pasqua  
8 Vice Chairwoman Monica McGrath  
9 Commissioner Anthony Licatesi  
10 Commissioner Arnold Palleschi

11 Upon a motion by Commissioner Licatesi, seconded by  
12 Commissioner Palleschi and unanimously carried, the Board  
13 makes a motion to purchase data tech lighting, datatronics  
14 light components, two of those.

15 ROLL CALL: Chairman Vincent Pasqua  
16 Vice Chairwoman Monica McGrath  
17 Commissioner Anthony Licatesi  
18 Commissioner Arnold Palleschi

19 Upon a motion by Commissioner Palleschi and seconded by Vice  
20 Chairwoman McGrath and unanimously carried, the Board will  
21 approve a resolution of all hires going forward. It will  
22 require Board approval.

23 JOHN RYAN: We will get exact language in  
24 the resolution wrote up and provide it to the  
25 Reporter. Any hiring of any employee of the  
Bridge Authority must be approved by resolution  
of this Board.

26 ROLL CALL: Chairman Vincent Pasqua  
27 Vice Chairwoman Monica McGrath  
28 Commissioner Anthony Licatesi  
29 Commissioner Arnold Palleschi

30 Upon a motion by Commissioner Palleschi and seconded by Vice  
31 Chairwoman McGrath and unanimously carried, the Board  
32 adjourned the meeting.

33 ROLL CALL: Chairman Vincent Pasqua  
34 Vice Chairwoman Monica McGrath  
35 Commissioner Anthony Licatesi  
36 Commissioner Arnold Palleschi

1 The Meeting was adjourned at 8:28 p.m.

2 The next meeting of the Bridge Authority will take place on  
3 Wednesday, September 18, 2024.

4  
5 VINCENT PASQUA, CHAIRMAN  
6  
7  
8  
9  
10  
11  
12  
13  
14  
15  
16  
17  
18  
19  
20  
21  
22  
23  
24  
25



Nassau County Bridge Authority  
2025 Annual Budget - Operations

	Actuals 2022	Actuals 2023	Projected 2024	Budget 2025	Projected 2026	Projected 2027	Projected 2028	Projected 2029
Operating Revenues	\$6,269,289	\$10,573,887	\$10,935,983	\$11,769,064	\$12,004,446	\$12,244,534	\$12,489,425	\$12,739,214
Operating Expenditures	\$6,633,353	\$5,111,966	\$8,224,789	\$10,100,090	\$10,027,437	\$10,491,648	\$10,702,053	\$11,212,259
Operating Revenues Over Expenditures	-\$364,064	\$5,461,921	\$2,711,194	\$1,668,974	\$1,977,009	\$1,752,886	\$1,787,373	\$1,526,954
Interest Income	\$33,714	\$171,932	\$250,000	\$360,000	\$367,200	\$374,544	\$382,035	\$389,676
Other Income	\$20,345	\$15,542	\$10,000	\$10,000	\$10,200	\$10,404	\$10,612	\$10,824
Pension Liability Adjustment Income	\$0	\$0	\$0	\$0	\$0	\$0	\$0	\$0
Revenues Over Expenditures before Interest Expense	-\$310,005	\$5,649,395	\$2,971,194	\$2,038,974	\$2,354,409	\$2,137,834	\$2,180,020	\$1,927,454
Interest Expense	\$387,950	\$148,145	\$336,550	\$607,800	\$608,550	\$608,550	\$607,800	\$611,330
Revenues Over Expenditures after Interest Expense	-\$697,955	\$5,501,250	\$2,634,644	\$1,431,174	\$1,745,859	\$1,529,284	\$1,572,220	\$1,316,124

[Return to Agenda](#)

Nassau County Bridge Authority  
Revenue Budget

Revenue	Budget 2025	Projected 2026	Projected 2027	Projected 2028	Projected 2029
EZ Pass Discounted Tag Income	\$ 1,340,000	\$ 1,366,800	\$ 1,394,136	\$ 1,422,019	\$ 1,450,459
EZ Pass Income - MTA	\$ 7,759,549	\$ 7,914,740	\$ 8,073,035	\$ 8,234,496	\$ 8,399,186
Toll Vehicles - Cash Only	\$ 2,011,515	\$ 2,051,745	\$ 2,092,780	\$ 2,134,636	\$ 2,177,329
Toll Vehicles - Credit Card Only	\$ 156,500	\$ 159,630	\$ 162,823	\$ 166,079	\$ 169,401
Revenue - NICE Buses	\$ 5,000	\$ 5,100	\$ 5,202	\$ 5,306	\$ 5,412
Revenue - School Buses	\$ 5,000	\$ 5,100	\$ 5,202	\$ 5,306	\$ 5,412
Revenue - Tolls - Special Events	\$ 1,500	\$ 1,530	\$ 1,561	\$ 1,592	\$ 1,624
Revenue - Invoiced Revenue	\$ 60,000	\$ 61,200	\$ 62,424	\$ 63,672	\$ 64,946
Interest Income - Rev/Op Account	\$ 60,000	\$ 61,200	\$ 62,424	\$ 63,672	\$ 64,946
Interest Income - Time Deposit	\$ 360,000	\$ 367,200	\$ 374,544	\$ 382,035	\$ 389,676
Other Income	\$ 10,000	\$ 10,200	\$ 10,404	\$ 10,612	\$ 10,824
Total	\$ 11,769,064	\$ 12,004,446	\$ 12,244,534	\$ 12,489,425	\$ 12,739,214

[Return to Agenda](#)

Nassau County Bridge Authority  
2025 Annual Budget - Operations

OPERATING EXPENDITURES:	Actuals 2022	Actuals 2023	Projected 2024	Budget 2025	Projected 2026	Projected 2027	Projected 2028	Projected 2029
Salaries	\$2,258,039	\$2,477,175	\$2,468,283	\$2,674,673	\$2,754,913	\$2,837,560	\$2,922,687	\$3,010,368
Employee Benefits	\$332,812	\$775,869	\$599,062	\$837,939	\$879,835	\$923,827	\$970,019	\$1,018,520
Other Post Employee Benefits (GASB #45)	\$112,983	\$856,608	\$203,369	\$959,983	\$1,007,982	\$1,058,381	\$1,111,300	\$1,166,865
Payroll Taxes	\$175,479	\$197,277	\$193,917	\$213,059	\$223,712	\$234,898	\$246,643	\$258,975
Bridge Inspectional/Engineering Fees	\$0	\$116,105	\$0	\$125,394	\$0	\$135,425	\$0	\$146,259
Retirement Plan	\$49,849	\$272,555	\$303,111	\$318,266	\$334,179	\$350,888	\$368,433	\$386,854
Insurance	\$472,013	\$424,417	\$481,771	\$529,948	\$582,943	\$641,238	\$705,361	\$775,898
Emergency Repairs & Maintenance	\$0	\$0	\$0	\$60,000	\$0	\$0	\$0	\$0
Repairs & Maintenance	\$250,472	\$207,048	\$220,660	\$242,726	\$254,862	\$267,605	\$280,986	\$295,035
EZ Pass Membership Cost	\$0	\$13,333	\$10,000	\$115,000	\$118,450	\$122,004	\$125,664	\$129,434
EZ Pass Maintenance Cost	\$0	\$0	\$68,250	\$60,000	\$61,800	\$63,654	\$65,564	\$67,531
EZ Pass Transaction Fees	\$0	\$0	\$427,740	\$427,740	\$440,572	\$453,789	\$467,403	\$481,425
Invoiced Revenue Costs		\$33,891	\$0	\$15,000	\$15,750	\$16,538	\$17,364	\$18,233
Fire Protection	\$0	\$2,360	\$1,524	\$7,000	\$7,210	\$7,426	\$7,649	\$7,879
Utilities	\$87,432	\$66,862	\$104,918	\$110,164	\$115,673	\$121,456	\$127,529	\$133,905
Uniforms	\$6,865	\$16,095	\$13,138	\$16,500	\$16,995	\$17,505	\$18,030	\$18,571
Pass Card & Decals	\$32,253	\$37,646	\$0	\$0	\$0	\$0	\$0	\$0
Signs & Traffic Controls	\$0	\$50,222	\$20,641	\$30,000	\$31,500	\$33,075	\$34,729	\$36,465
Armored Carrier	\$16,040	\$17,954	\$8,020	\$13,600	\$14,280	\$14,994	\$15,744	\$16,531
Office & Payroll Service	\$83,510	\$75,354	\$87,686	\$92,070	\$96,673	\$101,507	\$106,582	\$111,911
Computer	\$2,971	\$59,731	\$33,739	\$80,000	\$82,400	\$84,872	\$87,418	\$90,041
Telephone	\$10,261	\$12,789	\$14,043	\$14,200	\$14,626	\$15,065	\$15,517	\$15,982
Professional Fees	\$215,555	\$235,299	\$237,111	\$248,966	\$258,925	\$269,282	\$280,053	\$291,255
Bond Trustee & Call Fees	\$2,750	\$3,506	\$5,035	\$5,035	\$5,186	\$5,342	\$5,502	\$5,667
Truck & Auto Expenses	\$12,280	\$18,334	\$8,868	\$19,250	\$20,213	\$21,223	\$22,284	\$23,398
Dues & Conferences	\$0	\$406	\$1,000	\$1,000	\$1,030	\$1,061	\$1,093	\$1,126
Bank Charges	\$0	\$585	\$750	\$750	\$773	\$796	\$820	\$844
Credit Card Fees				\$18,200	\$18,746	\$19,308	\$19,888	\$20,484
MTA Credit Card Fees	\$0	\$0		\$150,000	\$154,500	\$159,135	\$163,909	\$168,826
Miscellaneous	\$0	\$660	\$1,550	\$1,628	\$1,709	\$1,794	\$1,884	\$1,978
Total Operating Expenses (excluding Depr. & Amor.)	\$4,121,564	\$5,972,080	\$5,514,185	\$7,388,090	\$7,515,437	\$7,979,648	\$8,190,053	\$8,700,259
Depreciation:	\$2,511,789	\$2,510,604	\$2,710,604	\$2,712,000	\$2,512,000	\$2,512,000	\$2,512,000	\$2,512,000
Amortization:	\$0	\$0	\$0	\$0	\$0	\$0	\$0	\$0
Total Operating Expenses (including Depr. & Amor.)	\$6,633,353	\$8,482,684	\$8,224,789	\$10,100,090	\$10,027,437	\$10,491,648	\$10,702,053	\$11,212,259

[Return to Agenda](#)

Nassau County Bridge Authority  
Capital Projects Budget

Name of Project	Estimated Cost	Budget 2025	Projected 2026	Projected 2027	Projected 2028	Projected 2029
Bulkhead Replacement	\$ 5,600,000	\$ 1,120,000	\$ 1,120,000	\$ 1,120,000	\$ 1,120,000	\$ 1,120,000
Bridge Cleaning & Column Painting	\$ 6,960,000	\$ 1,392,000	\$ 1,392,000	\$ 1,392,000	\$ 1,392,000	\$ 1,392,000
Bridge Lighting	\$ 200,000	\$ 200,000	\$ -	\$ -	\$ -	\$ -
Total	\$ 12,760,000	\$ 2,712,000	\$ 2,512,000	\$ 2,512,000	\$ 2,512,000	\$ 2,512,000

**NASSAU COUNTY BRIDGE AUTHORITY  
PAID VOUCHERS  
FOR AUGUST 2024**

<b><u>VOUCHER#</u></b>	<b><u>CHECK#</u></b>	<b><u>PAID TO</u></b>	<b><u>AMOUNT</u></b>	<b><u>DESCRIPTION</u></b>
29939-29944 Payroll vouchers				
29945	58375	Signs Now	65.00	ABB poster board
29946	59377	Global Fueling Systems	19,643.70	Monthly maintenance June, install of smart fill system
29947	59378	Multi-Media Communications	2,280.00	Maintenance contract 8/1/24-10/30/24
29948	59379	LanRover	251.10	New phone for IT Specialist
29949	59380	The Revenue Markets	78,378.00	Toll contract, change order, new reporting
29950	59381	Lowe's	2,525.11	Supplies for office reno, paint, keys, locks, tarps, oil, blades
29951	59382	Aarrow Promotions	1,027.80	NCBA uniform polo shirts
29952	59383	Faith Mark Signs	1,223.00	ABB signs for plaza & 4th precinct
29953	59384	Mastro Ready Mix	2,242.00	Concrete for patching parking lot
29954	59385	Hoffman Equipment	1,204.46	Replacement door for Volvo payloador
29955	59386	Guardian	3,811.33	Dental Premium for August
29956	59387	Sherwin-Williams	162.32	Yellow paint for curbs
29957	59388	Central Lock & Key	930.00	New gate lock & keys, reissue check #57064, 56681
29958	59389	Cental Business Systems	1,371.93	Sealit & ink, overage charges for color copiers
29959	59390	Herc Rentals	6,696.00	Rental of message boards, Attenuator & excavator
29960	59391	Richner Communications	4,403.70	Publish of new bridge opening hours
29961	59392	Ocean Janitorial	527.05	Janitorial supplies
29962	59393	Staples	1,426.37	Office supplies
29963	59394	Alan Blass	2,000.00	Invoice #8
29964	59395	CSEA Employee Fund	511.14	Vision Premium for August
29965	59396	Robert Eslinger	2,800.00	Engineering Consultant fee for June
29966	59397	Best Products	255.00	Maintenance contract for coin machine 8/1/24-7/31/25
29967	59398	Alliance Elevator	495.00	Quarterly elevator maintenance, May, June & July
29968	59399	Ready Refresh	371.75	Delivery of 24/5 gallon water bottles



29969	59400 Catherine Murphy	500.00 Professional Stenographic services for July 17th
29970	59401 Sprague	3,907.03 Gas delivery
29971	59402 NYS Health Insurance	84,048.80 Health Insurance Premium for August
29972	59403 ADP	966.43 Processing charges, services & reports for July
29973	59404 NYSID	2,056.34 Janitorial services for May
29974	59405 Capital One Card	13,060.61 Monthly fees, solar lights, postage, Amazon, job postings. Shredding
29975	59406 Optimum	380.97 Network, phone & internet for August
29976	59407 Great America Financial	379.00 Monthly postage and mailing charges for July
29977-29982 Payroll Vouchers		
29983	58409 Liffco	2,553.39 Chainsaw, multi tool, weed whackers, blades
29984	59410 JC Industries	590.00 Reburishing of existing dumpster
29985	59411 Movin'On Sounds	5,328.00 Flashing Emergency Lights installed on Explorers
29986	59412 Hoffman Equipment	128.12 Freight charges for payloador door
29987	59415 Napa Auto	43.53 Blue Def diesel additive
29988	59414 Hinck	51,778.18 Conduits, BTU split & hole covers installed, excavation, sreet lights
29989	59416 Aarrow Promotions	963.00 NCBA T-shirts
29990	59417 PSEG	4,505.92 Electric supply for 7/1/24-8/1/24
29991	59418 Robert Eslinger	2,800.00 Engineering Consultant services for July
29992	59419 De Lage Landen	663.00 Monthly copier charges for 8/1/24-8/31/24
29993	59420 Brinks	3,540.73 Pick up service for July & August, final payment
29994	59421 My Parking Signs	4,852.49 4 bridge opening hours signs
29995	59422 Bank of NY Mellon	4,750.00 Bond/Trustee fee for 2023 Bond Series
29996	59423 Pro Printing	435.00 Envelopes for invoicing and mailings
29997	59424 Arrow Exterminating	112.04 Monthly exterminating services for June
29998	59425 NYSIF	2,629.06 Workers' Compensation Premium
29999	59426 Ryan, Brennan & Donnelly	3,333.33 Retainer fee for August
30000	59427 Parts Authority	14.18 Brake & Carb cleaner
30001	59428 Cimato & Sons	25.00 Weed Whacker head
30002	59429 Grainger	5,518.13 Letter board, maintenance tools, vacuum cleaner, microwave
30003	59430 Global Industrial	133.83 Mesh bulletin boards
30004	59431 Apprasial Affiliates	1,500.00 Maintenance service on the appraisal of NCBA property
30005	59432 Flagpoles, Inc.	6,420.00 Poles for toll lanes for LPR install
30006	59433-41 Commercial Decal Refunds	2,031.39 Refunds owed to commercial account holders



30007	59442	National Grid	150.88	Gas supply for 7/5/24-8/6/24
30008-30014 Payroll Vouchers				
30015	Wire	The Bank of NY Mellon	443,275.00	Principal & Interst payment for 2023 Revenue Bonds
30016	59445-58	Commercial Decal Refunds	6,551.10	Refunds owed to commercial account holders
30017	59459	NCBA	<u>401.21</u>	Petty cash covering 7/24/24-8/27/24
TOTAL			<u>794,927.45</u>	

Nassau County Bridge Authority									
Budget Variance Report						-			
July 31, 2024									
Note: \$599,361 of 2024 EZ Pass Discounted Tag Income Revenue was collected December 2023.	Actual July 2024	Budget July 2024	Variance	Percentage		Actual July 2024	Actual July 2023	Variance	Percentage
40000 EZ PASS DISCOUNTED TAG INCOME	16,005	-	16,005	100.00%		16,005	-	16,005	100.00%
40001 EZ PASS INCOME--MTA	1,099,458	-	1,099,458	100.00%		1,099,458	-	1,099,458	100.00%
40002 REVENUE - VEHICLES & BOOKS	-	-	-	-		-	1,000,764	(1,000,764)	-100.00%
40003 TOLL VEHICLES--CASH ONLY	246,289	1,196,798	(950,509)	-79.42%		246,289	-	246,289	100.00%
40004 REVENUE - ANNUAL DECALS	-	17,500	(17,500)	-100.00%		-	6,842	(6,842)	-100.00%
40005 REVENUE--DECAL RENEWALS	-	-	-	-		-	-	-	-
DECALS	-	4,498	(4,498)	-100.00%		-	-	-	-
40007 REVENUE-- REPLENISH COMMERCIAL	-	-	-	100.00%		-	13,160	(13,160)	-100.00%
40008 REVENUE - NICE BUSES	-	700	(700)	-100.00%		-	8,559	(8,559)	-100.00%
40009 REVENUE - SCHOOL BUSES	-	2,100	(2,100)	-100.00%		-	13,672	(13,672)	-100.00%
40010 REVENUE - BUSES -SUMMER CAMP	-	2,100	(2,100)	-100.00%		-	-	-	-
40011 REVENUE--TOLLS--SPECIAL EVENTS	-	-	-	-		-	-	-	-
40013 REVENUE - NO FUNDS	22,342	5,000	17,342	346.83%		22,342	26,359	(4,017)	-15.24%
40021 REVENUE - CREDIT CARD	4,298	-	4,298	100.00%		4,298	-	-	-
Sub-total: Revenue - Operations	1,388,391	1,228,696	159,695	13.00%		1,388,391	1,069,355	314,737	29.43%
40015 OVERAGES	8	-	8	100.00%		8	228	(219)	-96.38%
40016 SHORTAGES	(147)	-	(147)	-100.00%		(147)	(405)	258	-63.67%
40020 RETURNS & REFUNDS	(72)	-	(72)	-100.00%		(72)	-	(72)	100.00%
41000 INTEREST INCOME -REV/OP ACCNT	5,824	-	5,824	100.00%		5,824	11,443	(5,619)	-49.10%
41001 INTEREST INCOME - TIME DEPOSITS	-	20,833	(20,833)	-100.00%		-	-	-	-
42000 OTHER INCOME	500	-	500	100.00%		500	-	500	100.00%
42003 INCOME FROM ADVERTISING	-	-	-	-		-	-	-	-
42004 BOND INCOME - LIPA AGREEMENT	-	833	(833)	-100.00%		-	-	-	-
INCOME	-	-	-	-		-	-	-	-
42005 INCOME - FUEL REIMBURSEMENT	1,446	-	1,446	100.00%		1,446	-	1,446	100.00%
Sub-total: Other Income	7,559	21,667	(14,108)	-65.11%		7,559	11,266	(3,707)	-32.90%
TOTAL REVENUES	1,395,949	1,250,363	145,587	11.64%		1,395,949	1,080,621	311,030	28.78%



Nassau County Bridge Authority								
Budget Variance Report						-		
July 31, 2024								
Note: \$599,361 of 2024 EZ Pass Discounted Tag Income Revenue was collected December 2023.	Actual July 2024	Budget July 2024	Variance	Percentage	Actual July 2024	Actual July 2023	Variance	Percentage
Operating Expenses								
60500 INSURANCE EXPENSE	-	40,148	(40,148)	-100.00%	-	-	-	-
60550 BIENNIAL INSPECTION EXPENSE	-	-	-	-	-	70,276	(70,276)	-100.00%
60600 REPAIRS & MAINTENANCE	69,212	16,105	53,107	329.75%	69,212	6,924	62,288	899.57%
60603 TOLL LANE MAINTENANCE	-	2,283	(2,283)	-100.00%	-	5,551	(5,551)	-100.00%
60605 FIRE PROTECTION EXPENSE	-	127	(127)	-100.00%	-	847	(847)	-100.00%
60650 EZ PASS MEMBERSHIP COST	-	1,124	(1,124)	-100.00%	-	-	-	-
60651 EZ PASS MAINTENANCE COST	-	7,668	(7,668)	-100.00%	-	-	-	-
60652 EZ PASS TRANSACTION COSTS	-	48,058	(48,058)	-100.00%	-	-	-	-
60653 EZ PASS VEHICLE TAGS	-	-	-	-	-	-	-	-
60700 PASS CARDS & AVI DECALS	-	-	-	-	-	6,940	(6,940)	-100.00%
60750 SIGN & TRAFFIC CONTROLS	3,907	1,720	2,187	127.16%	3,907	5,061	(1,154)	-22.80%
60800 NO FUNDS EXPENSES	3,484	-	3,484	100.00%	3,484	3,481	3	0.08%
60850 UTILITIES (DS)	4,122	8,743	(4,621)	-52.85%	4,122	4,369	(246)	-5.64%
60851 TELEPHONE	1,045	1,170	(125)	-10.72%	1,045	1,236	(191)	-15.48%
60900 COMPUTER EXPENSE	5,355	2,812	2,543	90.46%	5,355	7,803	(2,448)	-31.38%
60950 OFFICE, STATIONERY, POSTAGE	7,959	5,301	2,658	50.14%	7,959	5,321	2,638	49.58%
70000 UNIFORMS	-	1,095	(1,095)	-100.00%	-	83	(83)	-100.00%
70050 AUTO EXPENSES	2,572	739	1,833	248.02%	2,572	1,325	1,246	94.04%
70150 ARMORED CARRIER	1,671	668	1,003	150.04%	1,671	1,558	113	7.24%
70200 OFFICE CLEANING EXPENSE	-	-	-	-	-	-	-	-
70250 SEMINARS & CONFERENCES	-	83	(83)	-100.00%	-	-	-	-
70300 OTHER PROFESSIONAL FEES	15,183	19,759	(4,576)	-23.16%	15,183.33	13,673	1,510	11.04%
70400 BANK SERVICE CHARGES	-	63	(63)	-100.00%	-	53	(53)	-100.00%
70401 MTA CREDIT CARD FEES	12,925	-	12,925	100.00%	12,925.05	-	12,925	100.00%
70450 MISCELLANEOUS EXPENSE	452	46	407	887.08%	452.38	-	452	100.00%
70451 TRAFFIC & TOLL STUDY EXPENSE	-	-	-	-	-	-	-	-
70600 INTERGOVERNMENTAL SERVICES	-	83	(83)	-100.00%	-	-	-	-
Subtotal: Operating Expenses	127,888	157,795	(29,907)	-18.95%	127,888	134,503	(6,615)	-4.92%
Bond Expenses								
70650 BOND INTEREST EXPENSE	-	28,046	(28,046)	-100.00%	-	-	-	-
70652 BOND TRUSTEE FEES	-	420	(420)	-100.00%	-	-	-	-
Subtotal: Bond Expenses	-	28,465	(28,465)	-100.00%	-	-	-	-
TOTAL CASH EXPENSES	432,708	505,891	(73,183)	-14.47%	432,708	435,987	(3,279)	-0.75%
Cash Increase	963,241	744,471	218,770	29.39%	963,241	644,634	314,309	48.76%

Nassau County Bridge Authority									
Budget Variance Report						-			
July 31, 2024									
Note: \$599,361 of 2024 EZ Pass Discounted Tag Income Revenue was collected December 2023.	Actual July 2024	Budget July 2024	Variance	Percentage	Actual July 2024	Actual July 2023	Variance	Percentage	
Non-Cash Expenses									
70750 OTHER POST EMPLOYEE BENEFITS	16,948	16,947	0	0.00%	16,947.50	71,384	(54,437)	-76.26%	
70800 DEPR EXP - BRIDGE REHAB COSTS	113,408	113,408	(0)	0.00%	113,408.00	112,218	1,190	1.06%	
70801 DEPR EXP - FURN & EQUIP	6,164	6,164	(0)	-0.01%	6,164.00	5,001	1,163	23.25%	
70802 DEPR EXP - COMPUTER EQUIP	170	170	(0)	-0.05%	170.00	133	37	27.58%	
70803 DEPREC EXP-BUILDING IMPRVMTS	5,167	5,167	(0)	0.00%	5,167.00	5,340	(173)	-3.24%	
70804 DEPREC EXP- TOLL EQMNT UPGRADE	13,032	13,032	-	0.00%	13,031.75	515	12,517	2431.27%	
70805 DEPREC EXP-TOLLBOOTH HVAC UPGR	3,683	3,683	(0)	-0.01%	3,683.00	1,883	1,801	95.64%	
70806 DEPREC EXP-- ROADWAY	10,015	10,015	(0)	0.00%	10,015.00	10,015	(0)	0.00%	
70807 DEPREC EXP- LOCK MOTOR REPLMNT	896	896	(0)	-0.02%	896.00	896	(0)	-0.02%	
70808 DEPREC EXP - NW BULKHEAD REHAB	200	201	(1)	-0.25%	200.00	201	(1)	-0.25%	
70809 DEPREC EXP--NEW GAS METER	112	112	(0)	-0.29%	112.00	112	(0)	-0.29%	
70810 DEPREC EXP- MECH & ELEC & GRID	31,283	31,283	(0)	0.00%	31,283.00	31,283	-	0.00%	
70812 DEPREC. EXPE.-REPL. FUEL TANKS	294	294	0	0.14%	294.00	294	0	0.14%	
70813 DEPREC EXP--BRIDGE TOWER RENOV	1,199	1,199	0	0.01%	1,199.00	2,025	(826)	-40.78%	
70814 DEPREC EXP-- TIMBER FENDER SYS	2,261	2,261	0	0.02%	2,261.00	2,261	0	0.02%	
70815 DEPREC EXP- GRATING & PAINTING	38,000	38,000	-	0.00%	38,000.00	37,041	959	2.59%	
Subtotal: Non - Cash Expenses	242,831	242,833	(1)	0.00%	242,831	280,600	(37,769)	-13.46%	
TOTAL EXPENSES	675,540	748,724	(73,184)	-9.77%	675,540	716,588	(41,048)	-5.73%	
NET INCOME	720,410	501,639	218,771	43.61%	\$ 720,410	\$ 364,033	\$ 352,078	96.72%	



Nassau County Bridge Authority								
Budget Variance Report			-					
July 31, 2024								
Note: \$599,361 of 2024 EZ Pass Discounted Tag Income Revenue was collected December 2023.	Actual Year to Date 2024	Budget Year to Date 2024	Variance	Percentage	Actual Year to Date 2024	Actual Year to Date 2023	Variance	Percentage
40000 EZ PASS DISCOUNTED TAG INCOME	710,918	-	710,918	100.00%	1,310,279	-	1,310,279	100.00%
40001 EZ PASS INCOME--MTA	5,306,195	-	5,306,195	100.00%	5,306,195	-	5,306,195	100.00%
40002 REVENUE - VEHICLES & BOOKS	1,364,177	-	1,364,177	100.00%	1,364,177	5,057,360	(3,693,183)	-73.03%
40003 TOLL VEHICLES--CASH ONLY	-	5,226,017	(5,226,017)	-100.00%	-	-	-	-
40004 REVENUE - ANNUAL DECALS	-	678,682	(678,682)	-100.00%	-	426,848	(426,848)	-100.00%
40005 REVENUE--DECAL RENEWALS	-	1,100,000	(1,100,000)	-100.00%	-	596,555	(596,555)	-100.00%
40006 REVENUE- NEW COMMERCIAL DECALS	-	40,054	(40,054)	-100.00%	-	4,123	(4,123)	-100.00%
40007 REVENUE-- REPLENISH COMMERCIAL	5,950	-	5,950	100.00%	5,950	93,854	(87,904)	-93.66%
40008 REVENUE - NICE BUSES	8,694	4,900	3,794	77.43%	8,694	26,808	(18,114)	-67.57%
40009 REVENUE - SCHOOL BUSES	7,572.00	7,700	(128)	-1.66%	7,572.00	25,300	(17,728)	-70.07%
40010 REVENUE - BUSES -SUMMER CAMP	-	2,100	(2,100)	-100.00%	-	-	-	-
40011 REVENUE--TOLLS--SPECIAL EVENTS	2,142	-	2,142	100.00%	2,142	17,926	(15,784)	-88.05%
40013 REVENUE - NO FUNDS	123,462	35,000	88,461	252.74%	123,462	150,915	(27,453)	-18.19%
40021 REVENUE - CREDIT CARD	4,298	-	-	100.00%	4,298	-	4,298	100.00%
Sub-total: Revenue - Operations	7,533,408	7,094,453	434,657	6.13%	8,132,769	6,399,689	1,733,080	27.08%
40015 OVERAGES	1,065	-	1,065	100.00%	1,065	1,220	(155)	-12.71%
40016 SHORTAGES	(1,507)	-	(1,507)	100.00%	(1,507)	(4,444)	2,937	-66.09%
40020 RETURNS & REFUNDS	(4,932)	-	(4,932)	100.00%	(4,932)	-	(4,932)	100.00%
41000 INTEREST INCOME -REV/OP ACCNT	37,129	-	37,129	100.00%	37,129	89,483	(52,354)	-58.51%
41001 INTEREST INCOME - TIME DEPOSITS	207,635	145,833	61,802	42.38%	207,635	10,643	196,992	1850.85%
42000 OTHER INCOME	1,159	-	1,159	100.00%	1,159	1,185	(26)	-2.19%
42003 INCOME FROM ADVERTISING	-	-	-	-	-	(1,375)	1,375	-100.00%
42004 BOND INCOME - LIPA AGREEMENT	-	5,833	(5,833)	-100.00%	-	-	-	-
INCOME	4,327	-	4,327	100.00%	4,327	-	4,327	100.00%
42005 INCOME - FUEL REIMBURSEMENT	1,446	-	1,446	100.00%	1,446	-	1,446	100.00%
Sub-total: Other Income	246,323	151,667	94,656	62.41%	246,323	96,713	149,610	154.69%
<b>TOTAL REVENUES</b>	<b>7,779,730</b>	<b>7,246,120</b>	<b>529,313</b>	<b>7.30%</b>	<b>8,379,092</b>	<b>6,496,402</b>	<b>1,882,690</b>	<b>28.98%</b>

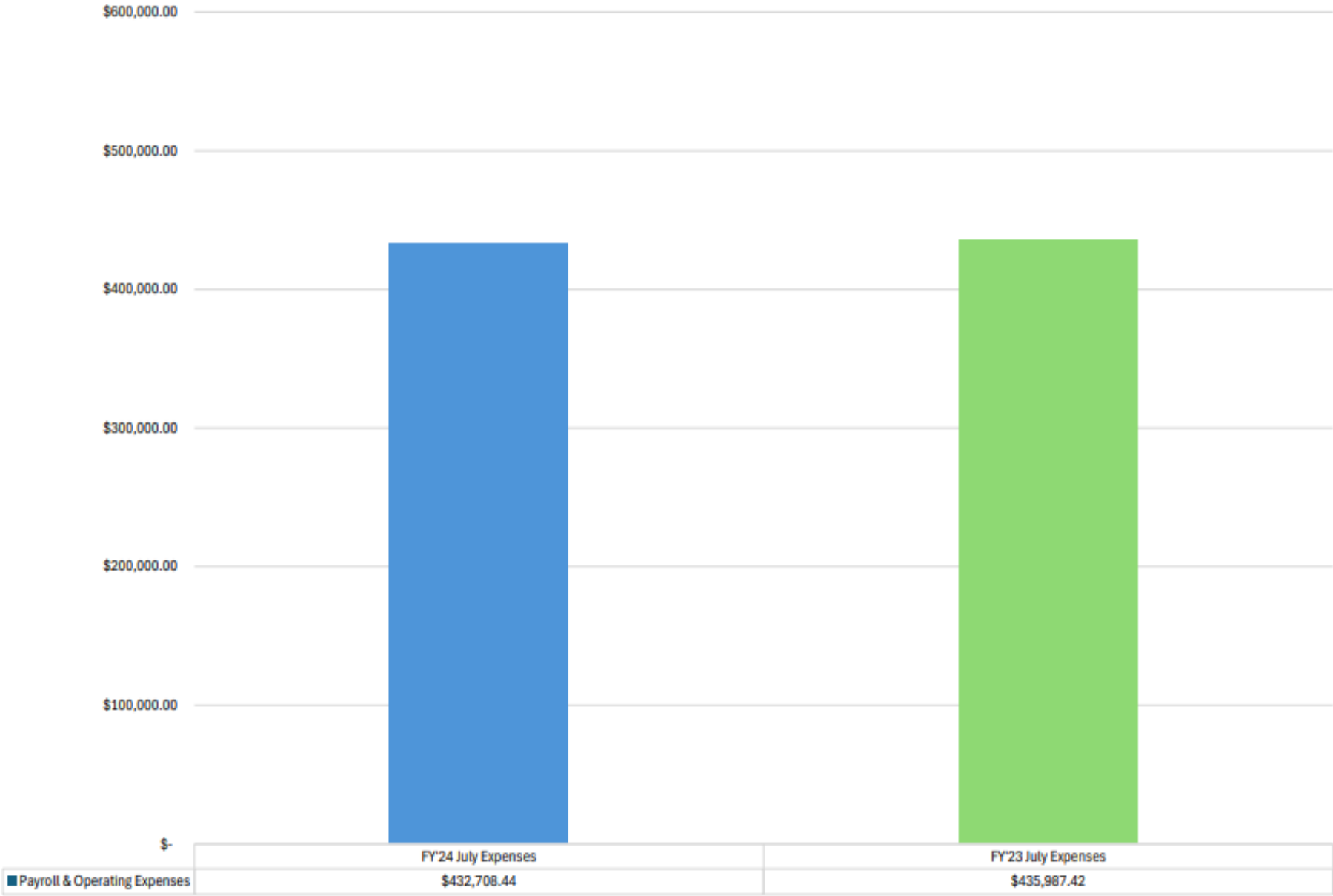


Nassau County Bridge Authority								
Budget Variance Report				-				
July 31, 2024								
Note: \$599,361 of 2024 EZ Pass Discounted Tag Income Revenue was collected December 2023.	Actual Year to Date 2024	Budget Year to Date 2024	Variance	Percentage	Actual Year to Date 2024	Actual Year to Date 2023	Variance	Percentage
EXPENSES								
Payroll and Related Expenses								
60000 SALARIES - ADMIN	385,347	289,869	95,478	32.94%	385,347	266,846	118,501	44.41%
60001 SALARIES - TOLLS	528,681	557,192	(28,510)	-5.12%	528,681	532,083	(3,401)	-0.64%
60002 SALARIES - MAINTENANCE	434,359	438,024	(3,665)	-0.84%	434,359	387,473	46,885	12.10%
60003 SALARIES-OVERTIME	132,607	103,065	29,543	28.66%	132,607	175,493	(42,885)	-24.44%
60004 SALARY-OTHER	68,695	38,649	30,046	77.74%	68,695	(3,691)	72,386	-1961.12%
60050 HEALTH INS PREMIUMS W/H	457,329	280,397	176,931	63.10%	457,329	404,995	52,334	12.92%
60051 DENTAL INSURANCE	26,911	28,173	(1,262)	-4.48%	26,911	26,245	666	2.54%
60052 PLATINUM OPTICAL EXPENSE	2,872	3,130	(258)	-8.25%	2,872	2,677	195	7.27%
60053 COMPENSATION INSURANCE	11,694	36,312	(24,618)	-67.80%	11,694	17,487	(5,793)	-33.13%
60054 NYS UNEMPLOYMENT INSURANCE	5,460	1,252	4,207	336.01%	5,460	-	5,460	100.00%
60055 DISABILITY INSURANCE	2,320	188	2,132	1135.42%	2,320	(43)	2,364	-5440.02%
60100 PAYROLL TAXES	118,551	101,545	17,006	16.75%	118,551	103,903	14,649	14.10%
60101 NEW YORK METRO TAX	5,269	4,218	1,051	24.92%	5,269	4,865	404	8.30%
60150 PENSION PLAN CONTRIBUTIONS	-	176,815	(176,815)	-100.00%	-	-	-	-
60200 ADP PAYROLL SERVICE	6,595	14,041	(7,446)	-53.03%	6,595	5,281	1,314	24.88%
Subtotal: Payroll and Related Expenses	2,186,690	2,072,870	113,820	5.49%	2,186,690	1,923,613	263,077	13.68%

Nassau County Bridge Authority								
Budget Variance Report			-					
July 31, 2024								
Note: \$599,361 of 2024 EZ Pass Discounted Tag Income Revenue was collected December 2023.	Actual Year to Date 2024	Budget Year to Date 2024	Variance	Percentage	Actual Year to Date 2024	Actual Year to Date 2023	Variance	Percentage
<b>Operating Expenses</b>								
60500 INSURANCE EXPENSE	496,410	281,033	215,377	76.64%	496,410	422,606	73,803	17.46%
60550 BIENNIAL INSPECTION EXPENSE	-	-	-	-	-	70,276	(70,276)	-100.00%
60600 REPAIRS & MAINTENANCE	278,468	112,736	165,732	147.01%	278,468	54,571	223,897	410.28%
60603 TOLL LANE MAINTENANCE	4,262	15,983	(11,721)	-73.34%	4,262	57,358	(53,096)	-92.57%
60605 FIRE PROTECTION EXPENSE	5,356	889	4,467	502.46%	5,356	847	4,509	532.58%
60650 EZ PASS MEMBERSHIP COST	-	6,487	(6,487)	-100.00%	-	-	-	-
60651 EZ PASS MAINTENANCE COST	15,000	44,276	(29,276)	-66.12%	15,000	-	15,000	100.00%
60652 EZ PASS TRANSACTION COSTS	-	277,486	(277,486)	-100.00%	-	-	-	-
60653 EZ PASS VEHICLE TAGS	1,477	-	1,477	100.00%	1,477	-	1,477	100.00%
60700 PASS CARDS & AVI DECALS	2,493	-	2,493	100.00%	2,493	22,113	(19,620)	-88.73%
60750 SIGN & TRAFFIC CONTROLS	34,696	12,041	22,655	188.16%	34,696	17,949	16,747	93.30%
60800 NO FUNDS EXPENSES	8,815	-	8,815	100.00%	8,815	22,294	(13,479)	-60.46%
60850 UTILITIES (DS)	55,311	61,202	(5,891)	-9.63%	55,311	40,603	14,708	36.22%
60851 TELEPHONE	7,084	8,192	(1,108)	-13.52%	7,084	7,447	(363)	-4.88%
60900 COMPUTER EXPENSE	64,255	19,681	44,574	226.48%	64,255	30,672	33,583	109.49%
60950 OFFICE, STATIONERY, POSTAGE	58,900	37,109	21,791	58.72%	58,900	33,988	24,912	73.30%
70000 UNIFORMS	8,430	7,664	766	10.00%	8,430	10,948	(2,518)	-23.00%
70050 AUTO EXPENSES	27,253	5,173	22,080	426.84%	27,253	4,703	22,551	479.52%
70150 ARMORED CARRIER	8,317	4,678	3,638	77.77%	8,317	10,235	(1,918)	-18.74%
70200 OFFICE CLEANING EXPENSE	2,056	-	2,056	100.00%	2,056	-	2,056	100.00%
70250 SEMINARS & CONFERENCES	-	583	(583)	-100.00%	-	-	-	-
70300 OTHER PROFESSIONAL FEES	166,771	138,315	28,457	20.57%	166,771	158,194	8,577	5.42%
70400 BANK SERVICE CHARGES	107	438	(331)	-75.56%	107	585	(478)	-81.72%
70401 MTA CREDIT CARD FEES	52,830	-	52,830	100.00%	52,830	-	52,830	100.00%
70450 MISCELLANEOUS EXPENSE	2,496	321	2,175	677.90%	2,496	254	2,241	881.55%
70451 TRAFFIC & TOLL STUDY EXPENSE	28,138	-	28,138	100.00%	28,138	-	28,138	100.00%
70600 INTERGOVERNMENTAL SERVICES	-	583	(583)	-100.00%	-	-	-	-
<b>Subtotal: Operating Expenses</b>	<b>1,328,924</b>	<b>1,034,868</b>	<b>294,055</b>	<b>28.41%</b>	<b>1,328,924</b>	<b>965,643</b>	<b>363,281</b>	<b>37.62%</b>
<b>Bond Expenses</b>								
70650 BOND INTEREST EXPENSE	168,275	196,321	(28,046)	-14.29%	168,275	94,888	73,388	77.34%
70652 BOND TRUSTEE FEES	-	2,937	(2,937)	-100.00%	-	3,506	(3,506)	-100.00%
<b>Subtotal: Bond Expenses</b>	<b>168,275</b>	<b>199,258</b>	<b>(30,983)</b>	<b>-15.55%</b>	<b>168,275</b>	<b>98,393</b>	<b>69,882</b>	<b>71.02%</b>
<b>TOTAL CASH EXPENSES</b>	<b>3,683,889</b>	<b>3,306,996</b>	<b>376,893</b>	<b>11.40%</b>	<b>3,683,889</b>	<b>2,987,649</b>	<b>696,240</b>	<b>23.30%</b>
<b>Cash Increase</b>	<b>4,095,842</b>	<b>3,939,124</b>	<b>156,718</b>	<b>3.98%</b>	<b>4,695,203</b>	<b>3,508,753</b>	<b>1,186,450</b>	<b>33.81%</b>

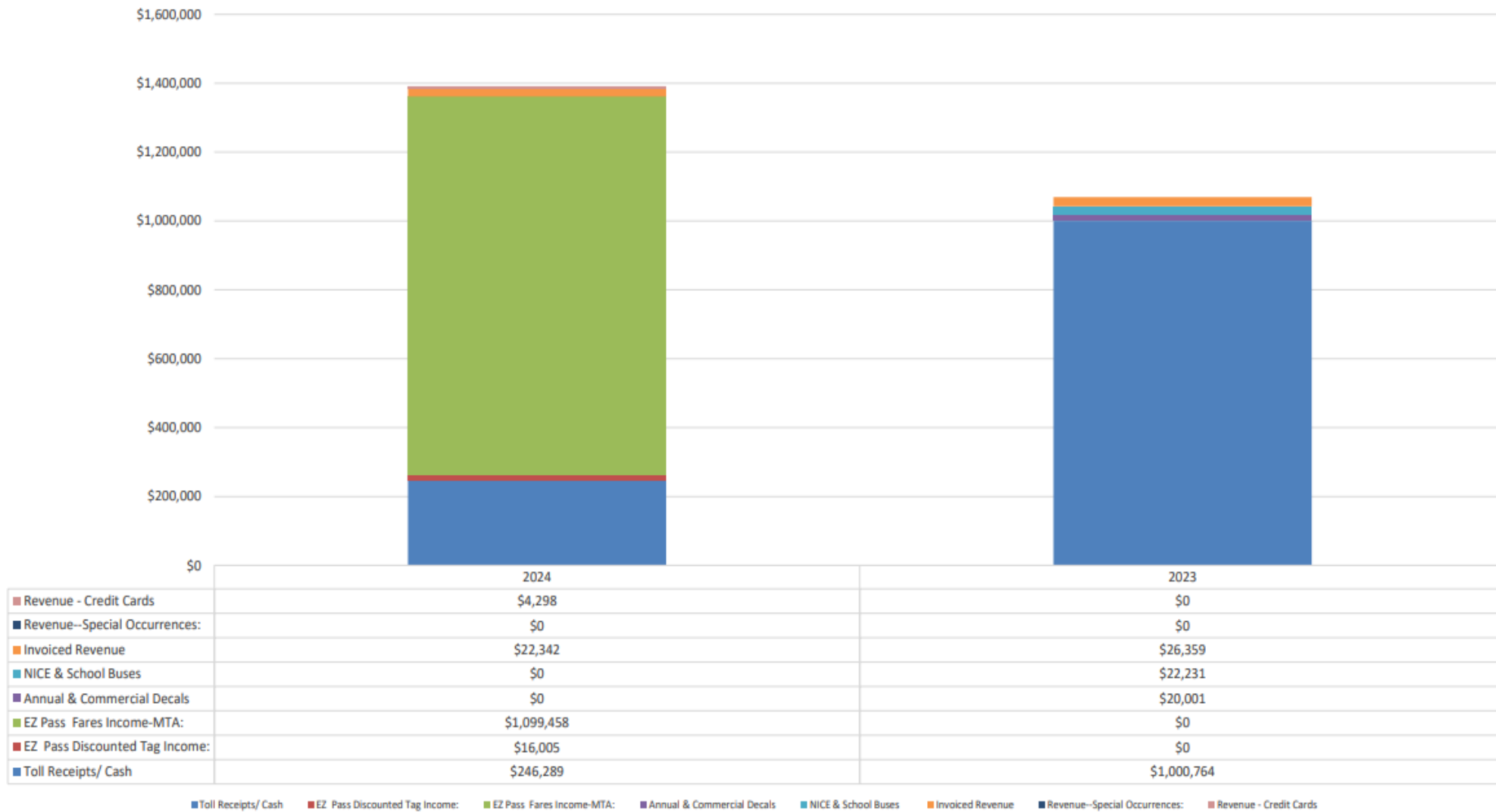
Nassau County Bridge Authority									
Budget Variance Report			-						
July 31, 2024									
Note: \$599,361 of 2024 EZ Pass Discounted Tag Income Revenue was collected December 2023.	Actual Year to Date 2024	Budget Year to Date 2024	Variance	Percentage	Actual Year to Date 2024	Actual Year to Date 2023	Variance	Percentage	
Non-Cash Expenses									
70750 OTHER POST EMPLOYEE BENEFITS	118,633	118,632	0	0.00%	118,633	499,688	(381,056)	-76.26%	
70800 DEPR EXP - BRIDGE REHAB COSTS	793,856	793,858	(2)	0.00%	793,856	785,524	8,332	1.06%	
70801 DEPR EXP - FURN & EQUIP	43,148	43,150	(2)	-0.01%	43,148	35,008	8,140	23.25%	
70802 DEPR EXP - COMPUTER EQUIP	1,190	1,191	(1)	-0.05%	1,190	933	257	27.58%	
70803 DEPREC EXP-BUILDING IMPRVMTS	36,169	36,170	(1)	0.00%	36,169	37,380	(1,211)	-3.24%	
70804 DEPREC EXP- TOLL EQMNT UPGRADE	91,222	91,222	-	0.00%	91,222	3,604	87,618	2431.27%	
70805 DEPREC EXP-TOLLBOOTH HVAC UPGR	25,781	25,783	(2)	-0.01%	25,781	13,178	12,604	95.64%	
70806 DEPREC EXP-- ROADWAY	70,105	70,106	(1)	0.00%	70,105	70,106	(1)	0.00%	
70807 DEPREC EXP- LOCK MOTOR REPLMNT	6,272	6,273	(1)	-0.02%	6,272	6,273	(1)	-0.02%	
70808 DEPREC EXP - NW BULKHEAD REHAB	1,400	1,404	(4)	-0.25%	1,400	1,404	(4)	-0.25%	
70809 DEPREC EXP--NEW GAS METER	784	786	(2)	-0.29%	784	786	(2)	-0.29%	
70810 DEPREC EXP- MECH & ELEC & GRID	218,981	218,981	(0)	0.00%	218,981	218,981	-	0.00%	
70812 DEPREC. EXPE.-REPL. FUEL TANKS	2,058	2,055	3	0.14%	2,058	2,055	3	0.14%	
70813 DEPREC EXP--BRIDGE TOWER RENOV	8,393	8,392	1	0.01%	8,393	14,172	(5,779)	-40.78%	
70814 DEPREC EXP-- TIMBER FENDER SYS	15,827	15,824	3	0.02%	15,827	15,824	3	0.02%	
70815 DEPREC EXP- GRATING & PAINTING	281,995	266,000	15,995	6.01%	281,995	259,292	22,703	8.76%	
Subtotal: Non - Cash Expenses	1,715,814	1,699,828	15,986	0.94%	1,715,814	1,964,207	(248,393)	-12.65%	
TOTAL EXPENSES	5,399,702	5,006,824	392,879	-7.85%	5,399,702	4,951,856	447,846	9.04%	
NET INCOME	\$ 2,380,028	\$ 2,239,296	\$ 136,434	6.09%	\$ 2,979,389	\$ 1,544,546	\$ 1,434,843.65	92.90%	

FY'24 vs FY'23  
July Payroll & Operating Expenses



[Return to Agenda](#)

FY'24 vs FY'23  
July Traffic Stats Revenue



\*Please note that we started accepting credit cards on 7/25/24.

**NASSAU COUNTY BRIDGE AUTHORITY**  
**JULY 2024**  
**MONTHLY TRAFFIC STATISTICS**  
**(New Toll Equipment & Software--10/1/23)**

<b>PASSAGES</b>	<b>2024 Passages</b>			
<b>Total Passages (combined):</b>	619,860			
<b>REVENUE</b>	<b>2024 Revenue</b>	<b>2023 Revenue</b>	<b>Variance</b>	<b>% Variance</b>
Toll Receipts/Cash:	\$246,288.55	\$1,000,764.00	(\$754,475.45)	-75.39%
EZ Pass Discounted Tag Income:	\$16,004.50	\$0.00	\$16,004.50	#DIV/0!
EZ Pass Fares Income - MTA:	\$1,099,458.00	\$0.00	\$1,099,458.00	#DIV/0!
Revenue - Credit Cards	\$4,298.00	\$0.00	4,298.00	#DIV/0!
Revenue - Annual Decals:	\$0.00	\$6,841.50	(6,841.50)	-100.00%
Revenue - Commercial Decals:	\$0.00	\$13,159.93	(13,159.93)	-100.00%
Revenue - Invoiced Revenue:	\$22,341.62	\$26,359.00	(4,017.38)	-15.24%
Revenue - Buses (NICE and School Buses):	\$0.00	\$22,231.00	(22,231.00)	-100.00%
Revenue - Buses - Summer Camps:	\$0.00	\$0.00	0.00	#DIV/0!
Revenue - Special Occurrences:	\$0.00	\$0.00	0.00	#DIV/0!
<b>Total Revenue:</b>	<b>\$1,388,390.67</b>	<b>\$1,069,355.43</b>	<b>319,035.24</b>	<b>29.83%</b>

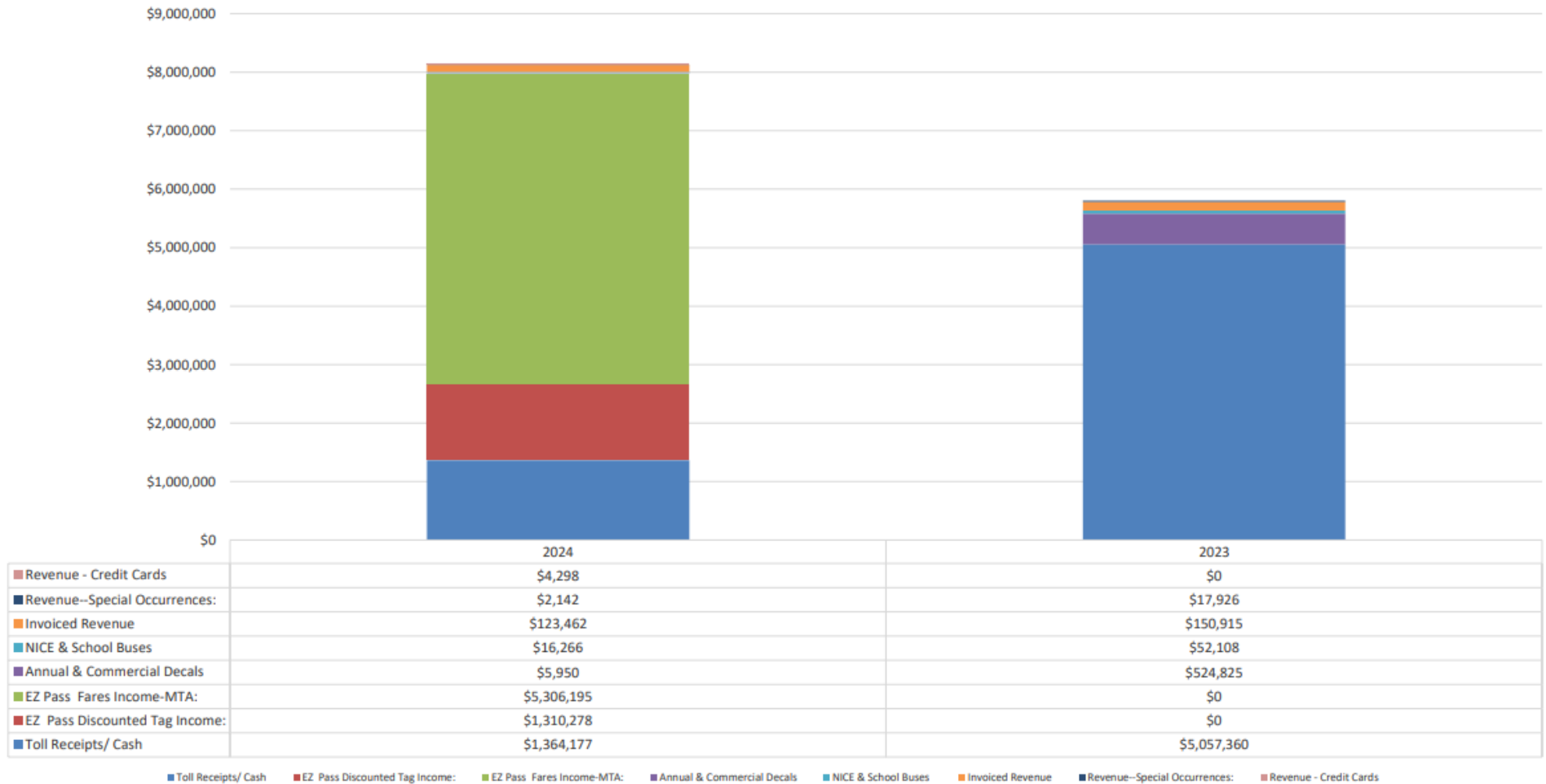
\*Please note that we are no longer reporting 2023 passages due to systematic failure with previous toll collecting system.

\*We started accepting credit cards on 7/25/24.



[Return to Agenda](#)

FY'24 vs FY'23  
July YTD Traffic Stats Revenue  
(with December tags)



\*Please note that July YTD Traffic Stats revenue graph includes \$599k from collected for December 2023 for 2024 EZ Pass Discounted Tag Revenue.

\*We started accepting credit cards on 7/25/24.

**NASSAU COUNTY BRIDGE AUTHORITY**  
**JULY YTD 2024**  
**YTD TRAFFIC STATISTICS**  
**(New Toll Equipment & Software--10/1/23)**  
**(with December 2023 Discounted Tags)**

<b>PASSAGES</b>	<b>2024 Passages</b>			
<b>Total Passages (combined):</b>	3,145,199			
<b>REVENUE</b>	<b>2024 Revenue</b>	<b>2023 Revenue</b>	<b>Variance</b>	<b>% Variance</b>
Toll Receipts/Cash:	\$1,364,177	\$5,057,360	-\$3,693,183	-73.03%
EZ Pass Discounted Tag Income:	\$1,310,278	\$0	\$1,310,278	#DIV/0!
EZ Pass Fares Income - MTA:	\$5,306,195	\$0	\$5,306,195	#DIV/0!
Revenue - Credit Cards	\$4,298.00	\$0	\$4,298	#DIV/0!
Revenue - Annual Decals:	\$0	\$426,848	-\$426,848	-100.00%
Revenue - Commercial Decals:	\$5,950	\$97,977	-\$92,027	-93.93%
Revenue - Invoiced Revenue:	\$123,462	\$150,915	-\$27,453	-18.19%
Revenue - Buses (NICE and School Buses):	\$16,266	\$52,108	-\$35,842	-68.78%
Revenue - Buses - Summer Camps:	\$0	\$0	\$0	#DIV/0!
Revenue - Special Occurrences:	\$2,142	\$17,926	-\$15,784	-88.05%
<b>Total Revenue:</b>	<b>\$8,132,768.35</b>	<b>\$5,803,133.65</b>	<b>2,329,634.70</b>	<b>40.14%</b>

\*Please note that we are no longer reporting 2023 passages due to systematic failure with previous toll collecting system. EZ Pass discounted tag income revenue was collected December 2023 has been adjusted to reflect \$599k in 2024 and removed from 2023 figures.

\*We started collecting credit card revenue on 7/25/24.

## Nassau County Bridge Authority

## Monthly Overtime Payroll Comparison 2024 vs 2023

	Payroll 2024								Payroll 2024 Totals	Payroll 2023 Totals	2024 vs 2023 Variance
	Jan	Feb	Mar	Apr	May	Jun	Jul	Aug			
Administrative	\$ 1,945.08	\$ 4,043.79	\$ 972.71	\$ 1,389.65	\$ 1,553.45	\$ 1,349.43	\$ 967.28	\$ 3,174.30	\$ 15,395.69	\$ 20,150.42	\$ (4,754.73)
Tolls (Sergeants)	\$ 5,889.79	\$ 7,499.07	\$ 3,999.42	\$ 2,633.63	\$ 3,547.32	\$ 1,897.43	\$ 5,377.16	\$ 7,697.90	\$ 38,541.72	\$ 68,600.26	\$ (30,058.54)
Tolls (Full-Time)	\$ 3,902.13	\$ 8,151.24	\$ 1,240.65	\$ 2,568.00	\$ 1,962.36	\$ 6,244.59	\$ 8,061.47	\$ 11,092.83	\$ 43,223.27	\$ 25,170.36	\$ 18,052.91
Tolls (Part-Time)	\$ 760.50	\$ -	\$ -	\$ -	\$ -	\$ 48.00	\$ 96.00	\$ -	\$ 904.50	\$ 23,554.50	\$ (22,650.00)
Maintenance	\$ 2,132.91	\$ 15,405.33	\$ 2,743.17	\$ 3,213.41	\$ 7,268.49	\$ 4,383.29	\$ 6,373.82	\$ 11,009.13	\$ 52,529.55	\$ 54,059.96	\$ (1,530.41)
Bridge Operators	\$ 1,721.58	\$ 1,957.58	\$ 4,853.70	\$ 3,086.76	\$ 1,807.41	\$ 1,081.80	\$ 477.60	\$ 901.91	\$ 15,888.34	\$ 22,919.10	\$ (7,030.76)
Totals	\$ 16,351.99	\$ 37,057.01	\$ 13,809.65	\$ 12,891.45	\$ 16,139.03	\$ 15,004.54	\$ 21,353.33	\$ 33,876.07	\$ 166,483.07	\$ 214,454.60	\$ (47,971.53)

## Reasons for Overtime Notes:

Administrative OT was mainly due to projects and special events. Tolls OT was mainly due to comp days, heavy traffic, sick coverage, no coverage, projects, and personal business. Tolls Sergeants OT was mainly due to comp days, sick coverage, death in family, and heavy traffic. Maintenance OT was mainly due to projects and other. Bridge Operators OT was due to special events.

August Credit Card Transactions & Revenue

NET SALES

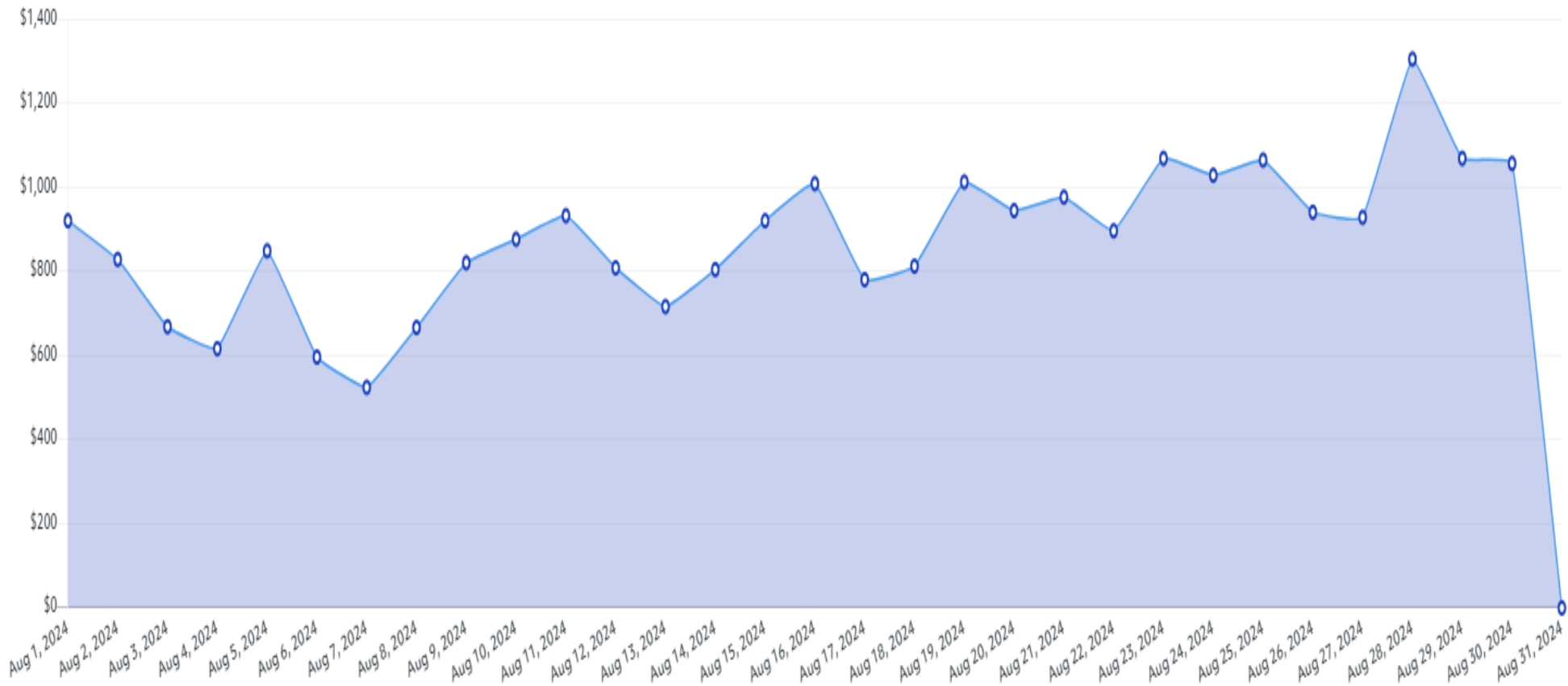
\$27,330.82

CUSTOMERS

3637

TRANSACTIONS

6283



Nassau County Bridge Authority  
In House Project Savings

Project	In House Costs	Contractor Cost (Quote)
Water Meter and back flow pit installation	\$5,800	\$10,000
Electrical conduit installation - 1,000 ft trenching, backfill and concrete repair	\$3,000	\$25,000
LPR Pole Installation	\$6,420	\$19,800
Landscape Trailer Rehabilitation	Business Hours	TBD
Landscaping Services	Business Hours	TBD
IT/Revenue Operations Office Renovations	TBD - In progress	TBD

\*Please note overtime for NCBA staff overtime is included in In House Costs figures. Costs are all approximate and not to exact dollar amount.

Nassau County Bridge Authority  
Drawbridge Spare Parts Inventory List  
9/17/2024

	Estimated
<b>Electrical</b>	<b>Amount</b>
1. Electrical Relays – (NCBA should have these from most recent rehab) – assumed cost – < \$1k	\$1,000
2. Contactors – (NCBA should have from most recent rehab) – assumed cost - \$1k each	\$1,000
3. Span Drive Motor – (redundant system, so a spare is currently in use)	\$40,000
4. Limit Switches – assume five different model types – two spares per type	\$10,000
5. Control Desk- Spare Indicator Lights	\$100
6. Warning Gate Arms – (NCBA has these 2 full of the 4 needed)	\$9,580
7. Warning Gong	\$500
8. Traffic Signals	\$1,000
9. Span Navigation Lights	\$100
10. Pier Light	\$100
11. Resolver (rotary cam limit switches)	\$500
<b>Total Electrical</b>	<b>\$63,880</b>
<b>Mechanical</b>	<b>Amount</b>
1. Lock Bar Screw Thruster Actuator	\$100,000
2. Span Lock Rear Guide Bushing	\$2,500
3. Span Lock Forward Guide Bushing	\$3,000
4. Span Lock Socket Shoe RH	\$2,500
5. Span Lock Socket Shoe LH	\$2,500
6. Grease Fittings - Alemite Giant Button Head (Quantity 10)(10 In Stock)	\$88
7. Coupling Grid Lovejoy 1090 (Motor)(Quantity 4) (1 In Stock - Order 3 more)	\$3,164
8. Coupling Kit OM 1 Lovejoy 1090 grid coupling (Motor)(Quantity 2) (1 In Stock - Order 1 more)	\$200
9. Coupling Kit OM 2 Lovejoy F 2.5 gear coupling (Input)(Quantity 2) (1 In Stock - Order 1 more)	\$226
10. Coupling Kit OM 3 Lovejoy FFR 4S gear coupling (FLTG Shaft)(Quantity 4) (1 In Stock - Order 3 more)	\$859
11. Coupling Kit OM 4 Lovejoy FAHD gear coupling (Pinion)(Quantity 2) (1 Ordered - Pending)	\$7,064
12. Coupling Kit SL 1 Falk 1050 T50 grid coupling (SL Motor)	\$200
13. Coupling Kit SL 2 Falk 1015 G51 gear coupling (1 In Stock - Order 1 more)	\$192
14. Coupling Kit SL 3 Falk 1015 G52 gear coupling (1 In Stock - Order 1 more)	\$192
15. Coupling Kit SL 4 Falk 1025 G10 gear coupling - Received in Stock	\$257
<b>Total Mechanical</b>	<b>\$122,944</b>
<b>Total Electrical &amp; Mechanical</b>	<b>\$186,824</b>

Generator - Discuss Adding Bridge Tower Generator & Backup Bridge Generator to Spare Parts List